

# ANTHEYA III

35.15m (115'4") Princess 2015





---

## BUILDER

Princess

---

## YEAR

2015

---

## LOA

35.15m (115'4")

---

## BEAM

7.27m (23'10")

---

## DRAFT

2.9m (9'6")

---

## GROSS TONNAGE

248

---

## GUESTS

10 guests in 4/5 cabins

---

## CRUISING SPEED

20 knots

---

## MAX SPEED

24 knots

---

## STABILISERS

At anchor and underway



# ANTHEYA III

The 35.15m / 115'4 Princess motor yacht ANTHEYA III was launched by Princess in the UK in 2015 and claimed the top prize at Boat International's World Superyacht Awards in the Semi-Displacement & Planing Two Deck Motor Yacht category. Boat International said: "The judges particularly admired her exterior design, which incorporated a variety of functional areas in which to relax and dine, as well as her contemporary yet ageless interior. Additionally, the judges found a high quality of construction and excellent technical, service and crew areas. A well balanced yacht indeed."

The sophisticated exterior design and engineering are the work of Bernard Olesinski and the yacht's interior has been designed by Princess. ANTHEYA III's interior configuration has been designed to comfortably accommodate up to 10 guests in 4/5 staterooms, comprising a full-beam master suite, a full-beam VIP stateroom that can be partitioned off to form a separate cabin (both en suite) and 2 convertible cabins, which can be set up as a twin or double configuration.

ANTHEYA III has so much to offer guests, from the huge sun deck with a bar & bbq, the large dining and seating areas, to the expansive sun pads on both the foredeck and aft of the sun deck. There is plenty of room for everyone to spread out.

ANTHEYA III carries an extensive selection of water sports toys for the more energetic guests and the hydraulic swim platform makes slipping in and out of the water easy for everyone, whilst the underwater lights look stunning in the evening.

ANTHEYA III has a professional and attentive crew of 6, who will ensure that guests have a relaxed and memorable experience whilst on board.





# ACCOMMODATION

ANTHEYA III has flexible accommodation and can accommodate 10 guests across 4/5 staterooms.

## MAIN DECK

1 x full beam master stateroom, with a centre-line king bed (182 x 200cm), 47" Smart TV and is en suite with a bath and shower.

## LOWER DECK

1 x VIP full beam stateroom with Queen bed (160 x 205cm), which can be partitioned to create the 5th cabin. The sofa bed can be made up as a Double bed, with its own wardrobe, Smart TV and en suite with a shower.

2 x convertible staterooms which can be set up as a twin or double (204 x 200cm), have a Smart TV and are en suite with a shower.





## TENDERS & TOYS


- William diesel jet 565 turbocharge; 134 KW 180 MHP, 8 passengers + 1 crew member
- 1 x Sea-Doo RXP- 260 RS sit down Jet Ski (2 persons)
- 4 x Seabob F5 S
- 1 x Flite Air eFoil
- 2 x stand-up paddleboards
- 1 x wakeboard
- 1 x knee board
- 2 x sets water skis (children & adult)
- 1 x inflatable towing couch
- Selection of inflatable towables
- 3 x floating beds
- 4 x lounges for the swim platform
- Fishing equipment
- Snorkelling equipment

## GYM EQUIPMENT

- Yoga mats
- TRX system
- Boxing bag and gloves
- Selection of free weights

## AV EQUIPMENT & OTHER FACILITIES

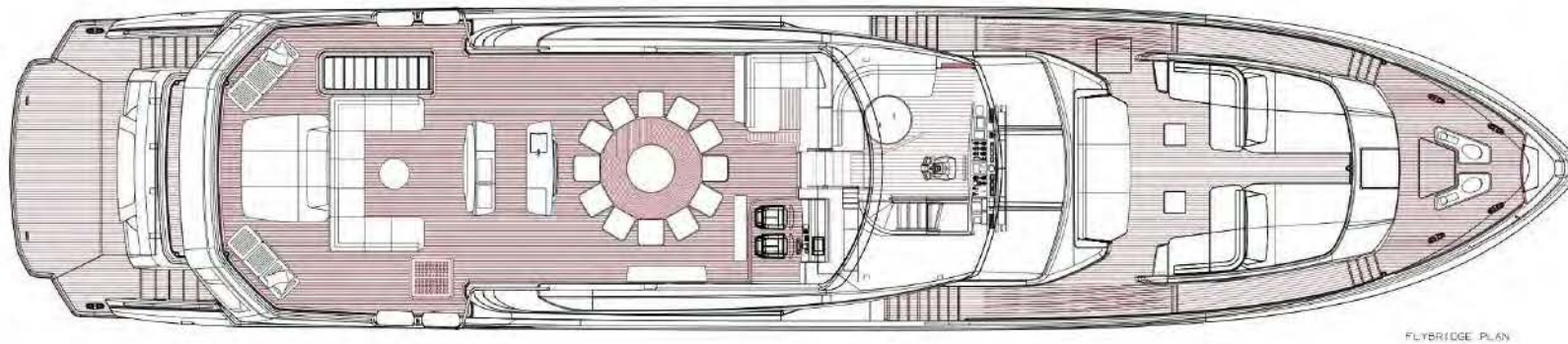
- Decks - Sonos speakers with Spotify
- Samsung Smart TV with Harmon Kardon audio system in each room
- 2 x BBQs on fly bridge
- Wi-Fi internet via Starlink and 4G/5G (where available)





# GENERAL ARRANGEMENT

---





This detailed floor plan illustrates the main deck layout. At the bow, there is a large cockpit area with a U-shaped seating arrangement and a central table. Moving aft, the deck features a large rectangular dining area with a central table and surrounding chairs. To the left of the dining area is a lounge with a large sofa and armchairs. The stern of the yacht is dominated by a large, open deck space with a central rectangular table and chairs, and a smaller seating area to the right. The plan also shows various access points, stairs, and structural elements like railings and hatches.

This architectural floor plan illustrates the layout of the ship's deck. The plan shows the bridge at the bow, followed by the engine room and various compartments. The deck is divided into several sections, with a central corridor and various rooms and storage areas. The plan is detailed, showing the placement of furniture, equipment, and structural elements.

**PRINCESS**

**35th ID GENERAL ARRANGEMENT** **AT 1562**

Box 4041, MARIETTA, GA 30067-0414, 407-238-9196, 404-561-1488

Patricia (Nadia) International, Inc.  
Houston, TX 77057  
1/14/04  
Down PL 306

T 440171752-30486  
F 440171752-207777  
E [info@princessairports.com](mailto:info@princessairports.com)  
W [www.princessairports.com](http://www.princessairports.com)



Underway





View from bow underway





View from bow underway













Bow





Remote anchorage





At anchor from above





View from above at night





At anchor with tender & toys





Tender & swim platform set up













At anchor









Foredeck





Foredeck relaxation pads





Flybridge aft sunloungers





Foredeck relaxation pads





Main deck aft seating





Flybridge shaded al fresco dining





Flybridge dining area at night









Fold out balcony from main saloon





Fold out balcony





Main deck aft





Main deck shaded dining





Swim platform and balcony





Main saloon






Main saloon formal dining





Main saloon









Master stateroom





Master stateroom with Smart TV





Master stateroom dressers





Master stateroom ensuite with bath and shower





VIP stateroom





VIP stateroom





VIP stateroom with partition





VIP stateroom (L-shaped sofa bed with Smart TV and en suite)





VIP ensuite I





Double (convertible) stateroom






Double (convertible) stateroom






Double (convertible) stateroom ensuite





Twin (convertible) stateroom





Bespoke menu tailored to your preferences





